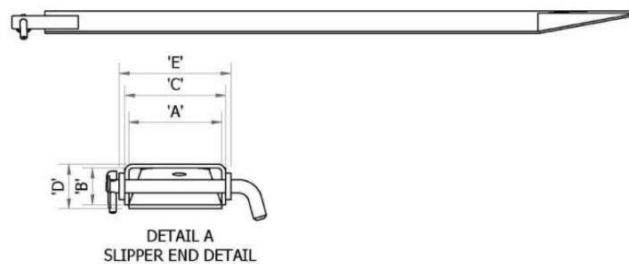
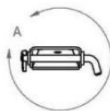
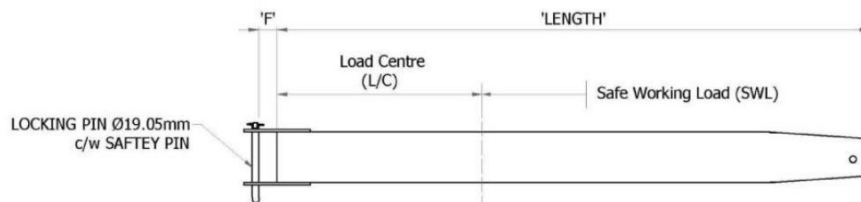


Product Specification

FORKLIFT SLIPPERS CLASS 2



Forklift slippers are designed and manufactured to temporarily extend existing fork tynes and shouldn't be used as a permanent attachment. In accordance with AS2359.15 forklift slippers used for general usage should be no longer than 167% of the supporting tyne's length. If the slippers are longer than 167%, then the usage of those slippers shall be restricted to their specified application. When using Fork Slipper Tyne Extensions, caution must be exercised to ensure that they are used only for load stabilizing purposes and that the load is uniform and fully supported by the appropriate fork tyne. Zinc plated finish. Supplied with heel lock pins.



TYPE	FORK CAPACITY (KG)	DIMENSIONS (MM)						WEIGHT PER PAIR (KG)	HORIZONTAL CENTRE OF GRAVITY (MM)	SAFE WORKING LOAD (SWL) AT LOAD CENTRE (LC)
		LENGTH	POCKET SIZE (A X B)	C	D	E	F			
DHE.CL2-1500	1000-2500	1500	140 X 53	152	64	172	60	53	700	4000KG AT 600MM LC
DHE.CL2-1600	1000-2500	1600	140 X 53	152	64	172	60	56	748	4000KG AT 600MM LC
DHE.CL2-1783	1000-2500	1783	140 X 53	152	64	172	60	63	840	4000KG AT 600MM LC
DHE.CL2-2000	1000-2500	2000	140 X 53	152	64	172	60	70	950	4000KG AT 600MM LC
DHE.CL2-2100	1000-2500	2100	140 X 53	152	64	172	60	74	997	4000KG AT 600MM LC
DHE.CL2-2400	1000-2500	2400	140 X 53	152	64	172	60	85	1145	4000KG AT 600MM LC
DHE.CL2-3000	1000-2500	3000	140 X 53	152	64	172	60	105	TBC	4000KG AT 600MM LC